

Silly Birds

OVERVIEW

Students will view and discuss the work of Mary Ann Sampson. They will create their own character birds and then create a bio poem about their birds using a template. Students will learn to draw a simple bird will use oil pastels to finish their masterpieces.

STANDARDS

ESSENTIAL QUESTION

What is a bio poem?

What do you think about Mary Ann Sampson's birds?

STUDENT LEARNING OBJECTIVES

Students Will:

- craft a bio poem that will help them communicate the story of their bird.
- Use art vocabulary while creating art.
- Explore different media while creating art.

STANDARDS

1ST GRADE

ELA

R3. Expand background knowledge and build vocabulary through discussion, reading, and writing.

37. With prompting and support, write simple poems about a chosen subject

ART:

2. Explore and experiment with a range of art materials.

6. Use art vocabulary while creating art.

ART DISCUSSION

DISCUSSION PROMPTS

- What would you name the birds?
- What do you think it loves? What do you think it hates?
- What do you think it dreams of?
- What do you think it needs?

ABOUT MARY ANN SAMPSON

Mary Ann Sampson is an American artist living and working in Ragland, Alabama.

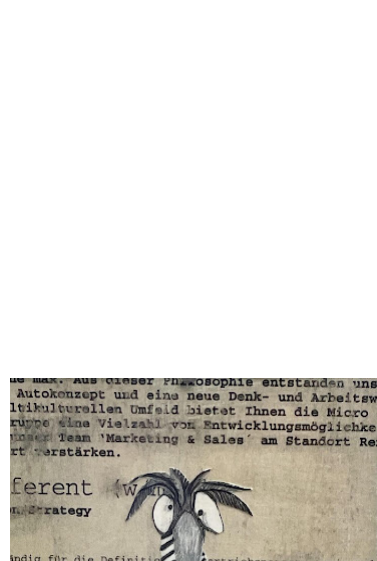
Sampson is a book artist, specializing in minatures and broadsides most of which are unique or one-of-a-kinds. She explores the book as a means of expressing visual ideas that stem from recollections of personal events and experiences that have been derived from living in her rural environment of Alabama. The characters that Sampson illustrates are nods to the theatre and theatrical caricatures, leaving the viewer to assign their own context and meaning.

CURRICULUM CONTENT

LEARN ABOUT PUPPETS AND POETRY

Puppets and Poetry is a holistic exploration of "the book." Artist Mary Ann Sampson gives us a look inside and outside the book, guiding us through her process from conception to completion. From codex books to moveable books, Puppets and Poetry examines the origins and techniques of various book structures and bookmaking styles, encompassing six different types of book techniques and structures. This exhibition relays the prevailing themes that Sampson's books embody - the puppets that she creates and the cadence of the written word of poets.

Sampson was drawn to performance and theatre at an early age, which has become a common subject in her artistic work as an adult. She is fascinated by the persona and mobility of puppets, and with this body of work, she asks the audience to share her curiosity and interest. The puppets and characters that Sampson illustrates could be perceived as comical, grotesque, or demented. However, Sampson does not construct the figures to shock or horrify. She simply nods to the theatre and theatrical caricatures, leaving the viewer to assign their own context and meaning. To her, the viewer is an active participant in the book arts as books are meant to be experienced page by page.



Silly Birds

ART INSTRUCTION






MATERIALS

Watercolor paper, pencil, eraser, scissors, oil pastels, old book page, glue, bio poem template

INSTRUCTIONS

1. View the work of Mary Ann Sampson. What type of artwork is this? What is the mood of the piece? What do YOU think is happening here>
2. Students will learn to draw a simple bird, step by step, shape by shape
3. Then complete their birds using oil pastels, adding details that will communicate the personalities and characters of their birds
4. Cut the birds and glue them to a book page
5. Students then add additional character details to their birds that might have been difficult to cut around (feet, feathers, etc.)
6. Lastly, create a bio poem for their birds using a provided template





TERMS

BIO POEM - simple poem written about a person, and it follows a predictable (or easy to guess) pattern. Bio poems generally don't rhyme, and they can be about you or about someone else.

EXPAND

LINK TO VIDEO GUIDES





Silly Bird Bio Poem

By _____

I am _____

I love _____

I don't like _____

I need _____

I dream of _____

I am _____